

# L'AUDITORI JIGITAL

ANYTIME  
AND EVERYWHERE

TUTORIAL  
HOW TO SUBSCRIBE  
TO L'AUDITORI DIGITAL

# HOW TO SUBSCRIBE TO L'AUDITORI DIGITAL

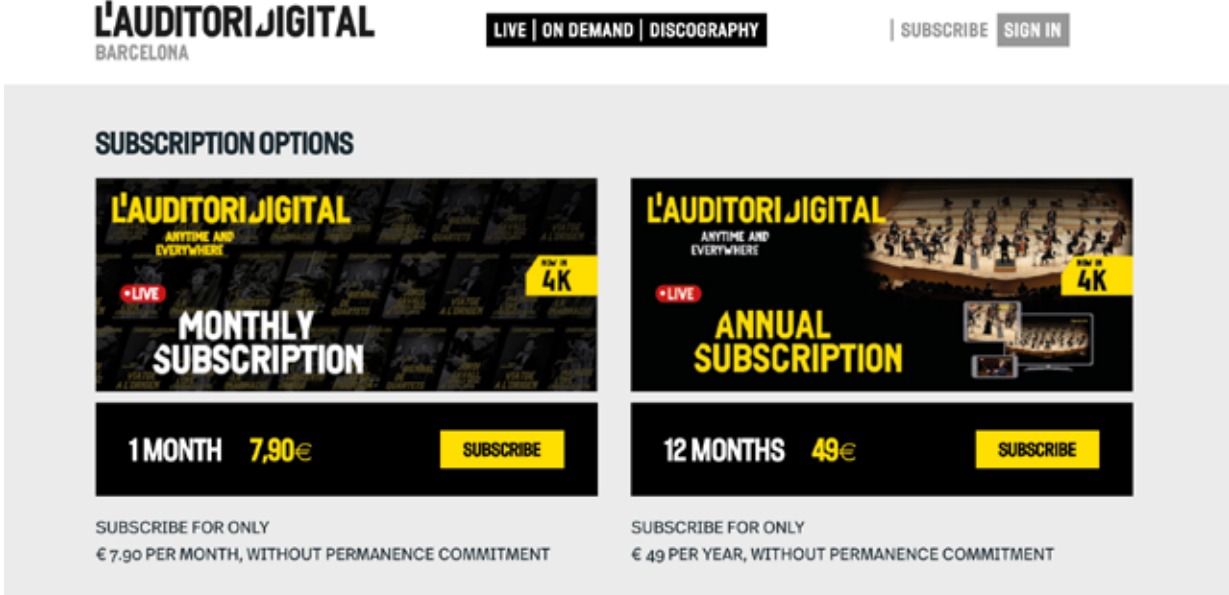
If you'd like to become a subscriber of the platform, enter the auditoridigital.cat webpage.

## Step 1:

Click on **"SUBSCRIBE"** in the upper right-hand corner.

## Step 2:

Choose your subscription plan and click on the **"SUBSCRIBE"** yellow button of the option that you prefer.



The screenshot shows the L'Auditori Digital website header with the logo and navigation links: LIVE | ON DEMAND | DISCOGRAPHY | SUBSCRIBE | SIGN IN. Below the header, the 'SUBSCRIPTION OPTIONS' section is displayed. It features two main options: 'MONTHLY SUBSCRIPTION' and 'ANNUAL SUBSCRIPTION'. Both options are available in 4K resolution and include live content. The monthly option is priced at 7,90€ per month, and the annual option is priced at 49€ per year. Both options include a 'SUBSCRIBE' button. Below each option, it states 'SUBSCRIBE FOR ONLY' and '€ 7,90 PER MONTH, WITHOUT PERMANENCE COMMITMENT' for the monthly plan, and '€ 49 PER YEAR, WITHOUT PERMANENCE COMMITMENT' for the annual plan.

## Step 3:

Click on the drop-down menu and click on 1. Then click on **"PURCHASE"**.

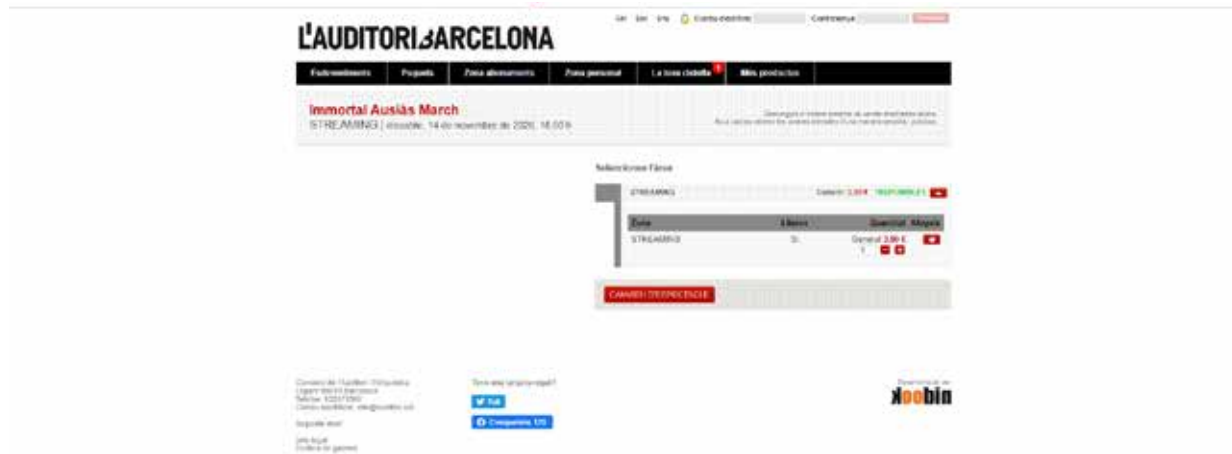


The screenshot shows the L'Auditori Digital website's checkout process. The header includes the logo and navigation links. Below the header, there is a 'STREAMING' section. The main content area is titled 'SUBSCRIPCIÓ A L'AUDITORI DIGITAL'. It features a dropdown menu with the number '1' selected. To the right of the dropdown, there is a price field showing '1,00 €' and a total price of 'Total: 0,00 €'. Below the price field, there is a 'PURCHASE' button. At the bottom of the page, there is a footer with contact information and logos for 'Xoobin' and 'L'Auditori Digital'.

## Step 4:

Now you're at the shopping basket:

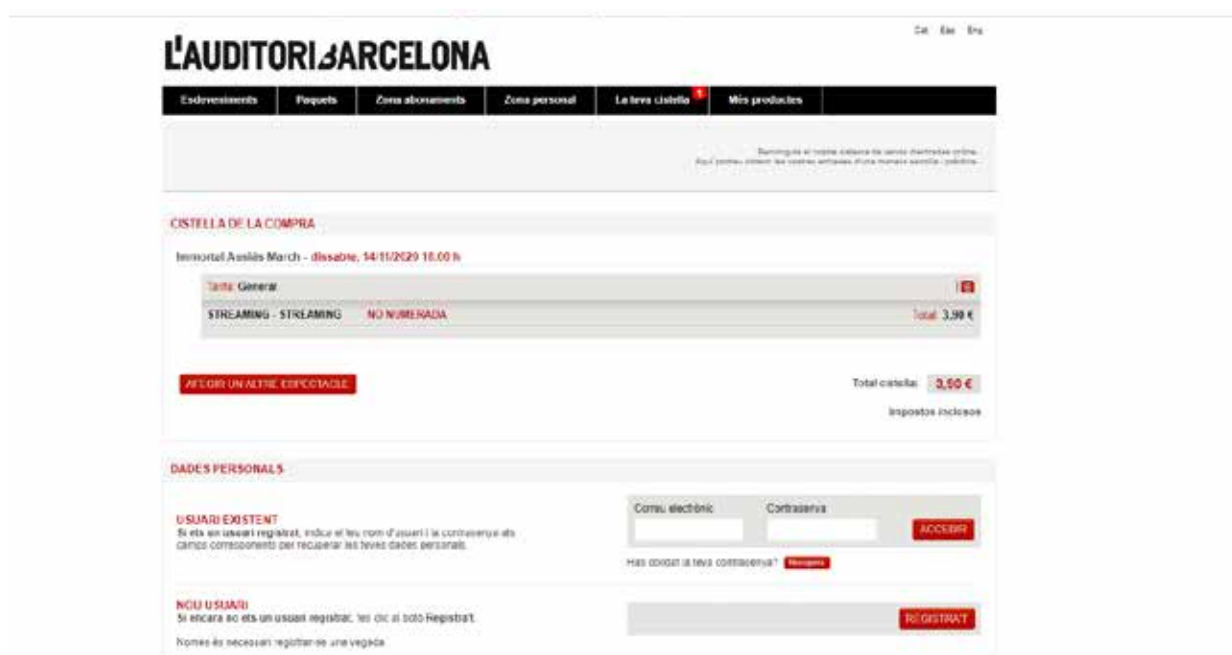
- Check that the information you have entered is correct.
- Click the box for the terms and conditions.
- Select your form of payment and follow the instructions that appear on the screen.



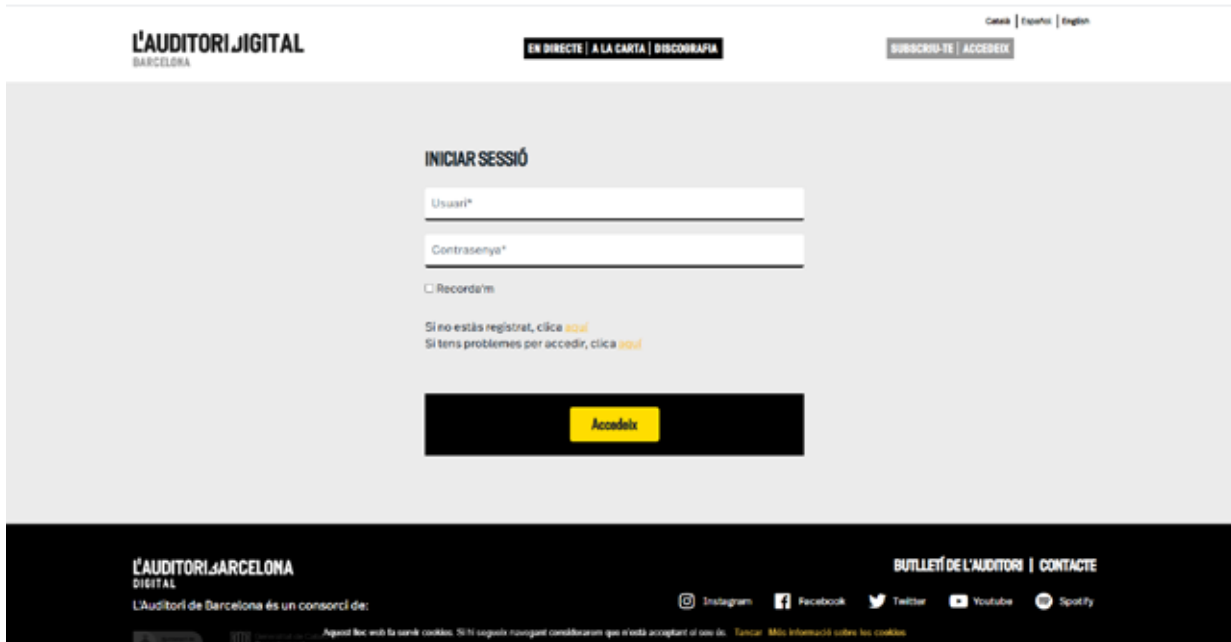
## Step 5:

From here onwards:

- If you're a registered user, enter the information requested (username and password); then click on **"ACCESS"**.
- If you're a new user, click on the **"SIGN UP"** button and follow the steps requested.



Once you've completed all these steps, any time you want to access the page to see a concert, go to the L'Auditori Digital home page (auditoridigital.cat), mark **"ACCESS"** and enter the **same username and password that you used to make the purchase.**



**IMPORTANT!**

To buy and watch a concert, you need to have your own user account. The users have to log in with their own e-mail and password to get access to the platform under their own profile. The accounts are individual.

# L'AUDITORI BARCELONA

AUDITORI.CAT

L'AUDITORI BARCELONA  
LEPANT 150  
08013  
BARCELONA

93 247 93 00  
INFO@AUDITORI.CAT

---

## FOLLOW US

    [@auditoribcn](#)

 [L'Auditori Barcelona](#)

---

## L'AUDITORI IS A CONSORTIUM OF

