

L'AUDITORI JIGITAL

ANYTIME
AND EVERYWHERE

TUTORIAL
HOW TO SUBSCRIBE
TO L'AUDITORI DIGITAL

HOW TO SUBSCRIBE TO L'AUDITORI DIGITAL

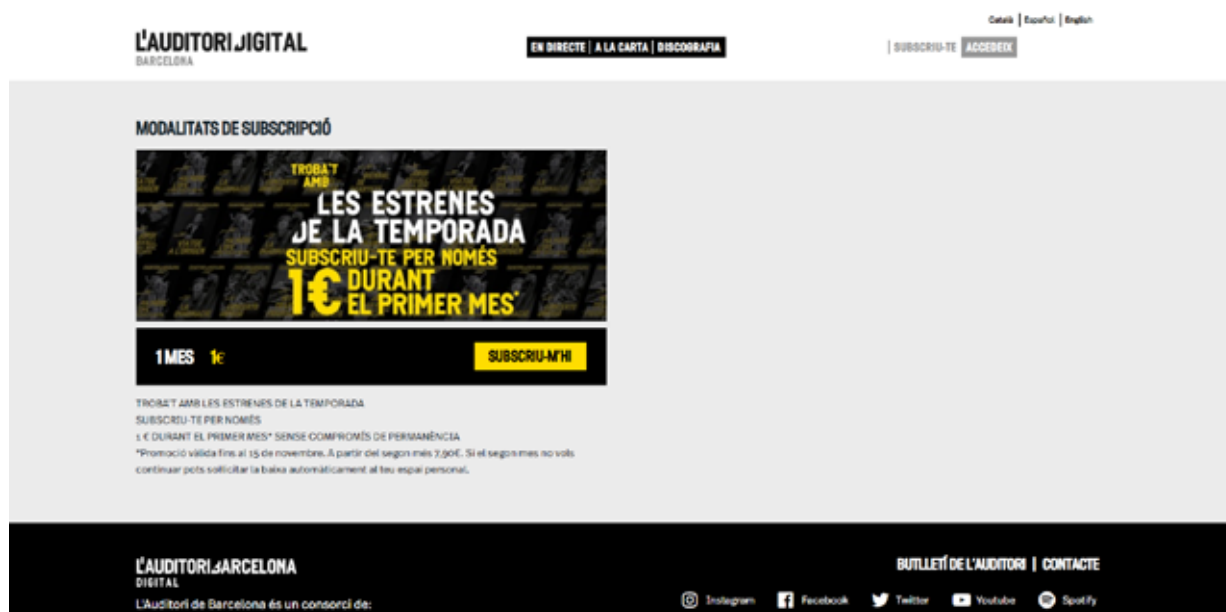
If you'd like to become a subscriber of the platform, enter the auditoridigital.cat webpage.

Step 1:

Click on **“SUBSCRIBE”** in the upper right-hand corner.

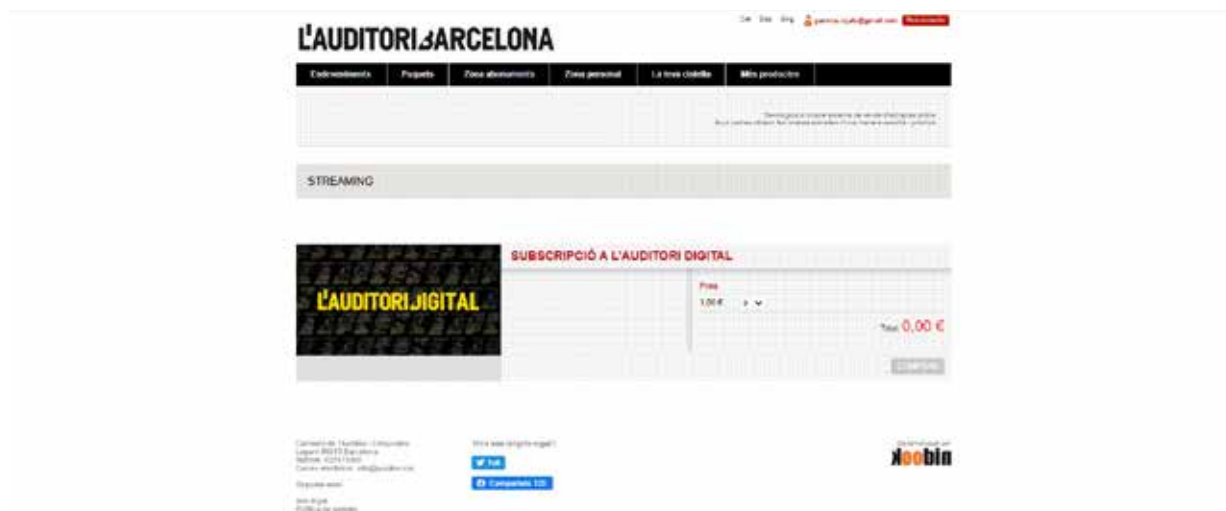
Step 2:

In the lower right-hand corner of the black square, click **“SUBSCRIBE TO IT”** marked in yellow.



Step 3:

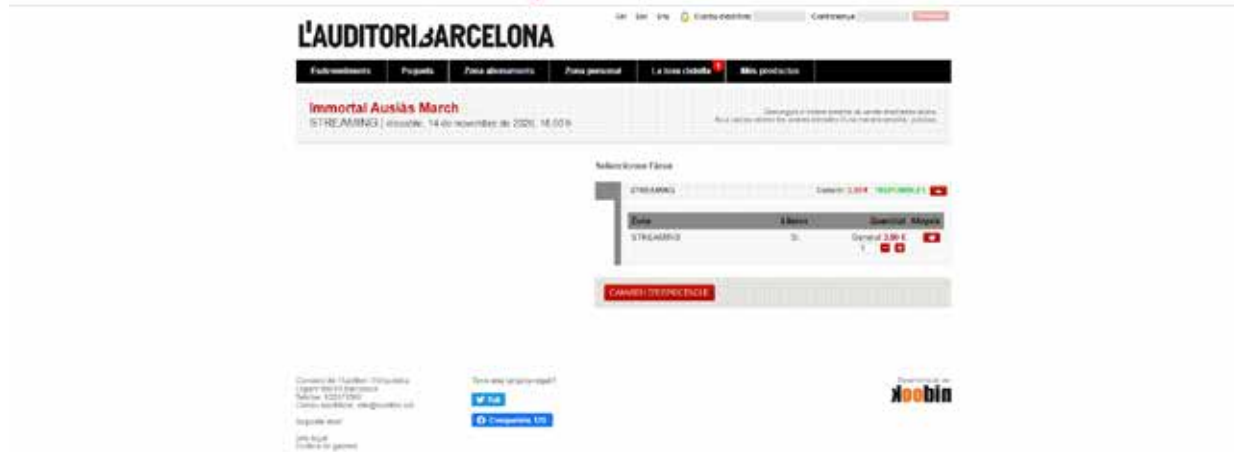
Click on the drop-down menu and click on 1. Then click on **“PURCHASE”**.



Step 4:

Now you're at the shopping basket:

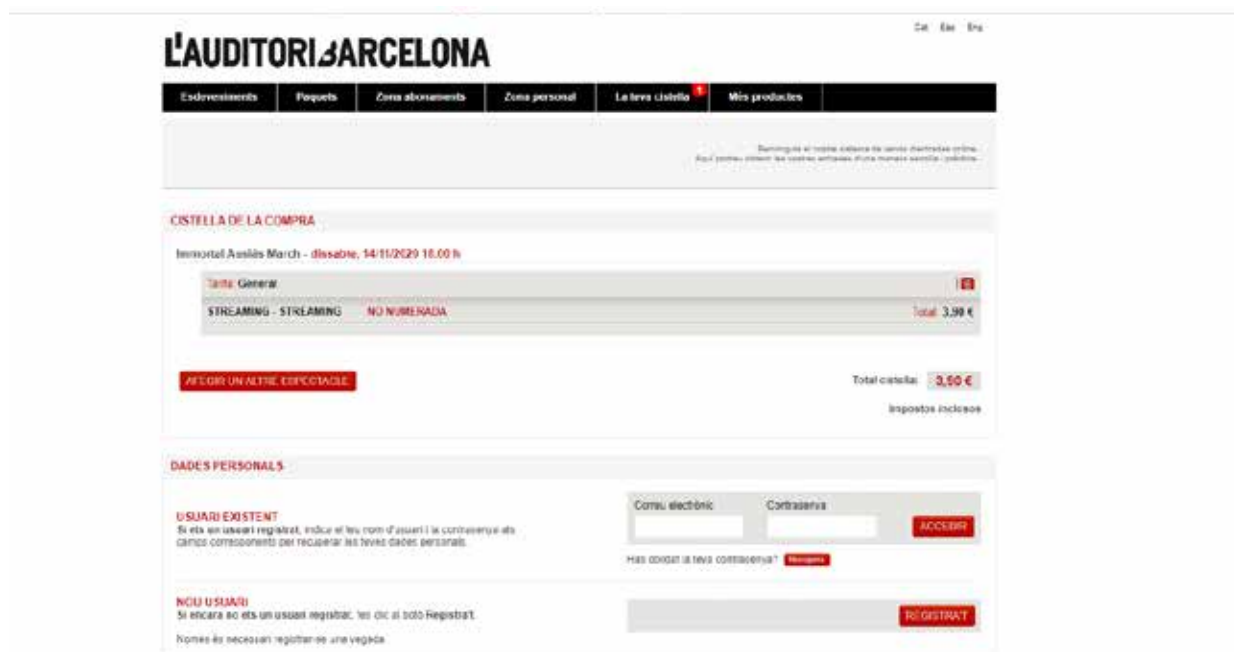
- Check that the information you have entered is correct.
- Click the box for the terms and conditions.
- Select your form of payment and follow the instructions that appear on the screen.



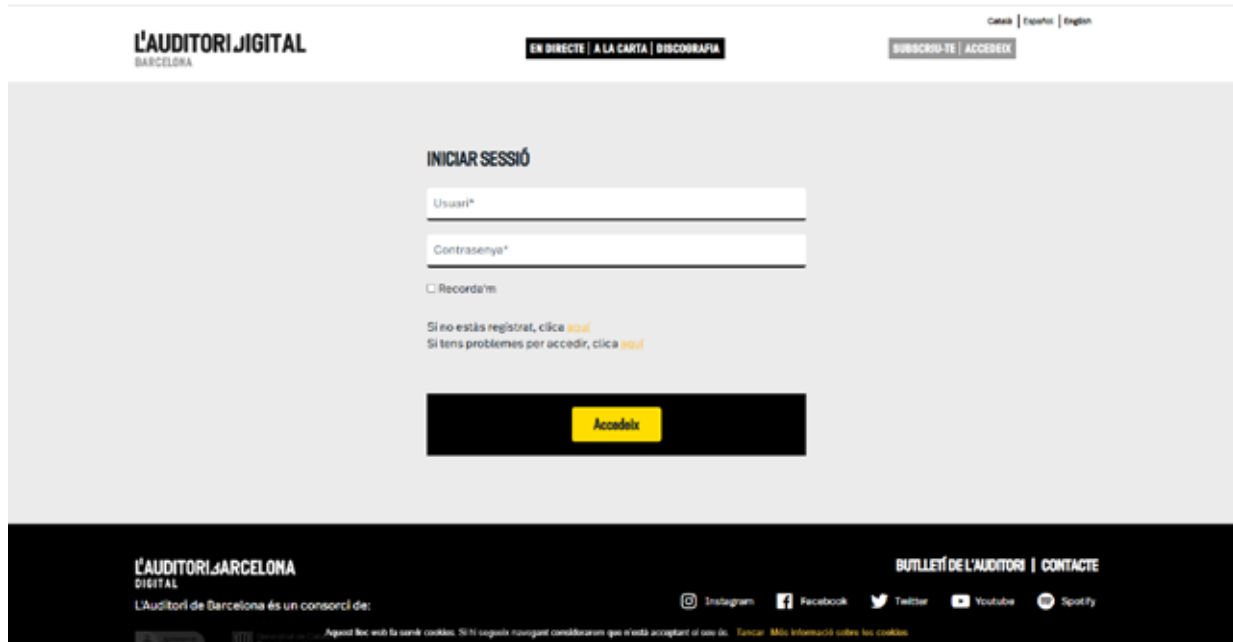
Step 5:

From here onwards:

- If you're a registered user, enter the information requested (username and password); then click on **"ACCESS"**.
- If you're a new user, click on the **"SIGN UP"** button and follow the steps requested.



Once you've completed all these steps, any time you want to access the page to see a concert, go to the L'Auditori Digital home page (auditoridigital.cat), mark **"ACCESS"** and enter the **same username and password that you used to make the purchase.**



IMPORTANT!

To buy and watch a concert, you need to have your own user account. The users have to log in with their own e-mail and password to get access to the platform under their own profile. The accounts are individual.

L'AUDITORI BARCELONA

AUDITORI.CAT

L'AUDITORI BARCELONA
LEPANT 150
08013
BARCELONA

93 247 93 00
INFO@AUDITORI.CAT

FOLLOW US

    [@auditoribcn](#)

 [L'Auditori Barcelona](#)

L'AUDITORI IS A CONSORTIUM OF



Ajuntament de
Barcelona



Generalitat de Catalunya
Departament
de Cultura